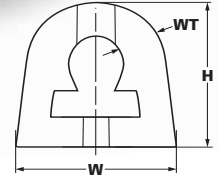


100 SERIES

TAPERED D-SHAPE / KEY BORE

The Duramax® Tapered D-shaped, Key-bore is designed for marine and industrial applications. Provides protection for small vessels, docks, loading docks, trucks and other equipment. Offered in three EPDM colors: black, non-marking grey, and white. Also see our 90 degree molded corner guard/end caps and poly washer strips.



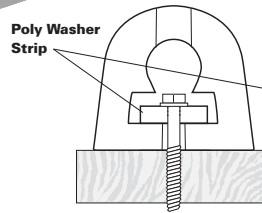
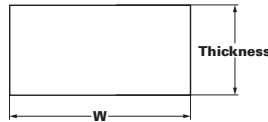
CODE NO.	DURAMAX® PART NO.	BASE WIDTH (W)	HEIGHT (H)	WALL THICKNESS (WT)	WT./FT.	LENGTH UP TO*
DB-50	802005001	2 1/8"	2"	7/16"	1.2 LBS.	60 FT.
DB-75	802007501	3 1/8"	2 7/8"	11/16"	2.6 LBS.	60 FT.
DB-100	802009001	4 1/4"	3 7/8"	3/4"	5.1 LBS.	60 FT.

Reaction load, deflection and energy absorption data can be found on next page.

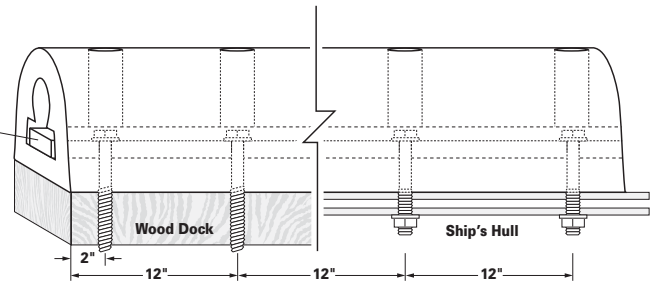
*Longer lengths may be available upon request. Contact Duramax Marine customer service for further information.

100 Series Poly Washer Strip

Supplied in 10-foot sections, our tough polycarbonate washer strip slides inside the Key-bore for mounting.

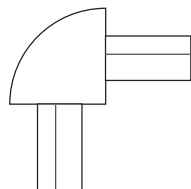


CODE NO.	DURAMAX® PART NO.	WIDTH	THICKNESS	LENGTH
DB-50NS	802000025	1"	3/8"	10 FT.
DB-75NS	802000026	1 1/4"	3/8"	10 FT.
DB-100NS	802000027	1 3/4"	3/8"	10 FT.



90° Molded Insert Corners / End Caps

Insert the legs of these molded EPDM corners into the bore of the DB 50, 75 and 100 for a 90 degree corner. Or one side of the insert may be cut off and used to mount flush to vessel or structure and cap off the end of the extrusion. Stocked in black, grey and white.




	CODE NO.	DURAMAX® PART NO.	COLOR
DB-50	DB-51	802005101	BLACK
	DB-52	802005202	GREY
	DB-53	802005303	WHITE
DB-75	DB-76	802007601	BLACK
	DB-77	802007702	GREY
	DB-78	802007803	WHITE
DB-100	DB-103	802009301	BLACK
	DB-104	802009402	GREY
	DB-105	802009503	WHITE

100 SERIES (CONTINUED)

TAPERED D-SHAPE / D-BORE

Tapered D-shape offers a slightly different look than the Key-bore cross sections. Also used in marine and industrial applications. Offered in three EPDM colors: black, non-marking grey and white.



CODE NO.	DURAMAX® PART NO.	BASE WIDTH (W)	HEIGHT (H)	WALL THICKNESS (WT)	WT./FT.	LENGTH UP TO
DB-101	802010101	4 1/4"	3 7/8"	3/4"	4.7 LBS.	60 FT.
DB-115	802011501	4 1/2"	3 3/4"	3/4"	4.5 LBS.	60 FT.
DB-125	802012501	6 3/4"	6"	1 1/2"	12.7 LBS.	20 FT.
DB-150	802015001	9 1/2"	8"	1 1/2"	18.7 LBS.	20 FT.

Pictures here may not accurately depict the amount of taper found in this cross section. Contact Duramax Marine® for drawing.

